

Starpery Doll Instruction

(Only for Adult)

Version 2.0

Attention!!!

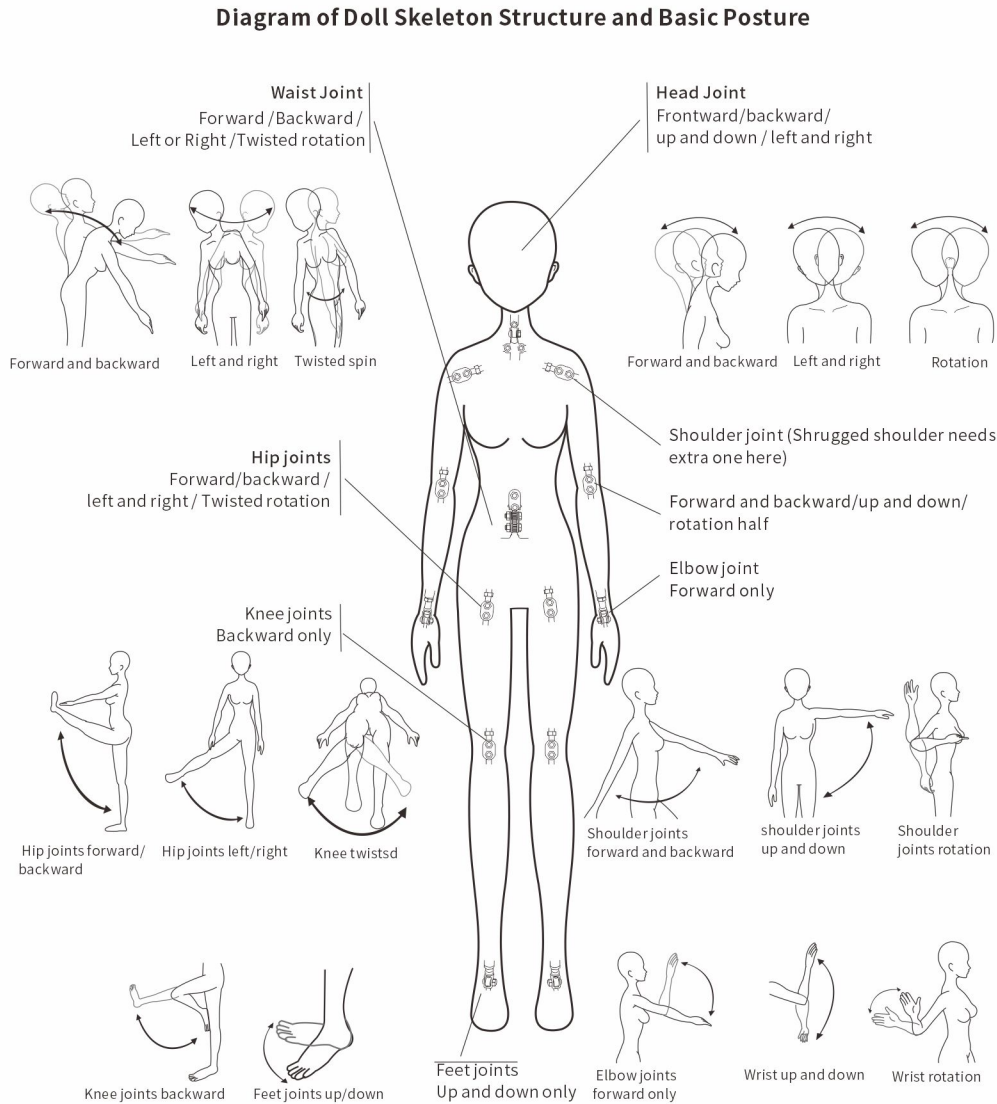
Please read the instruction carefully before use.

Let robot serve and protect people
Shenzhen Starpery Technology Co., Ltd.

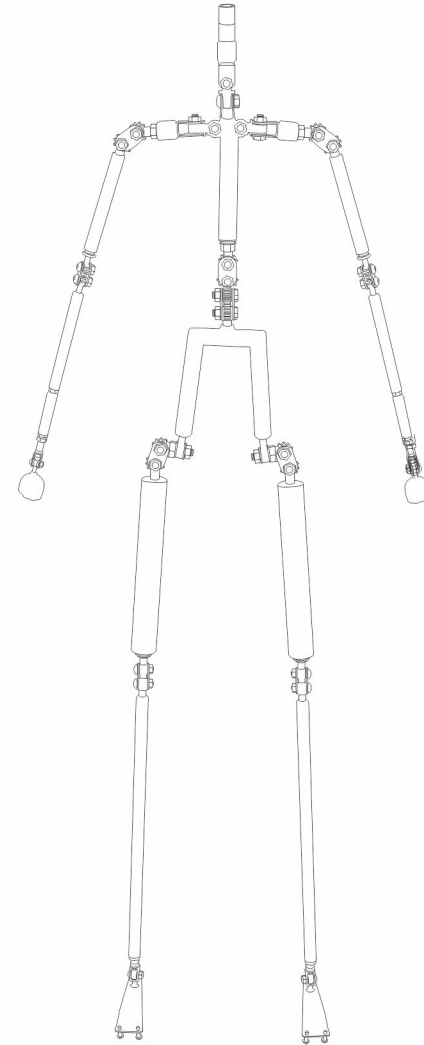
Nov. 09th, 2021

Starpery Doll Instruction

I: Product Structure



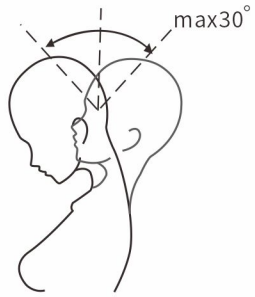
Metal skeleton structure



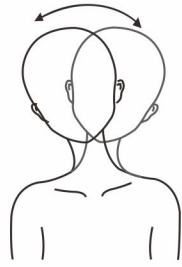
Starpery doll is consist of steel skeleton with joints, inner foam core and TPE or silicone skin. The steel skeleton can imitate human being to pose by the joints rotation and folding. But due to the flexibility of TPE or silicone are both limited, so each movement should be under their safe range, Otherwise any exceeding of movement by your force will tear the TPE or silicone skin, or break the skeleton. Please watch it very carefully.

II: Doll body movement range

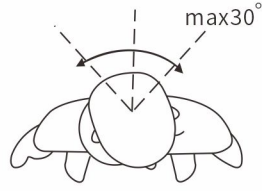
A: Head movement:



Frontward or backward



Left side, right side

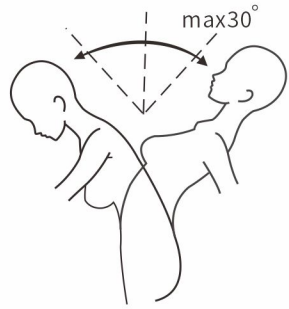


Left or right rotation

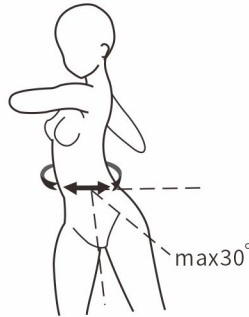


Note: Movement angel range less of 30 °

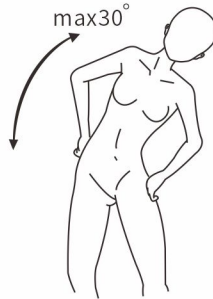
B: Torso



Stoop frontward or backward



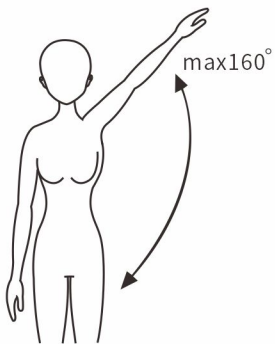
Rotation waist in left or right



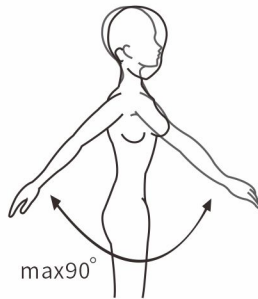
Bent waist Left or right side

Note: Movement angel range less of 30 °

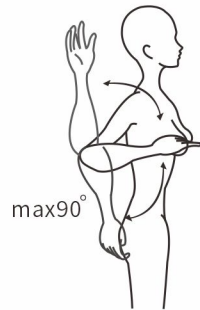
C: Upper arm



Over or down shoulder

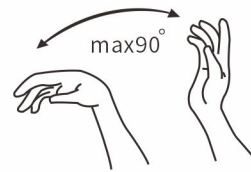


Front or back shoulder

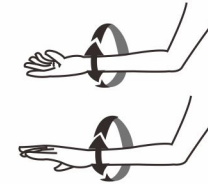


Elbow rotation in half

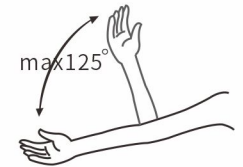
D: Forearm and hands



Folded the hand front

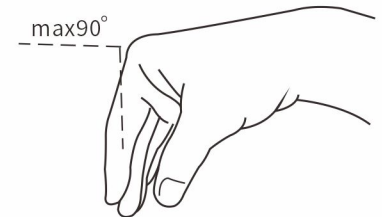
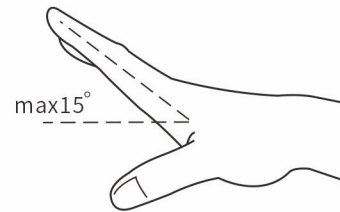


Wrist twisted

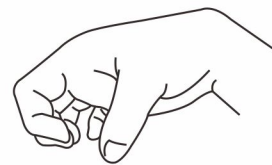


Elbow 0~125Degree

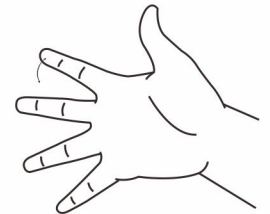
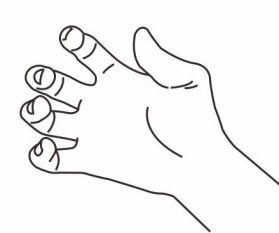
E: Articulated finger



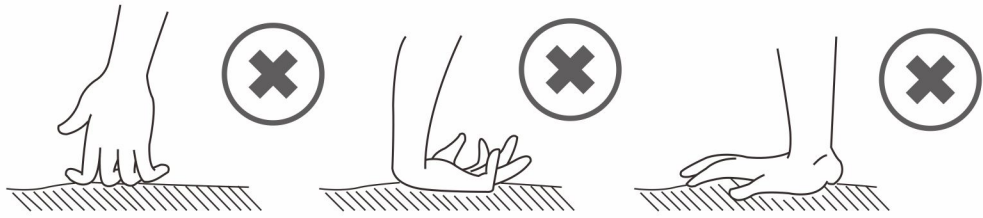
Articulated finger upper angel is less of 15 degree, fold down angle less 90 degrees.



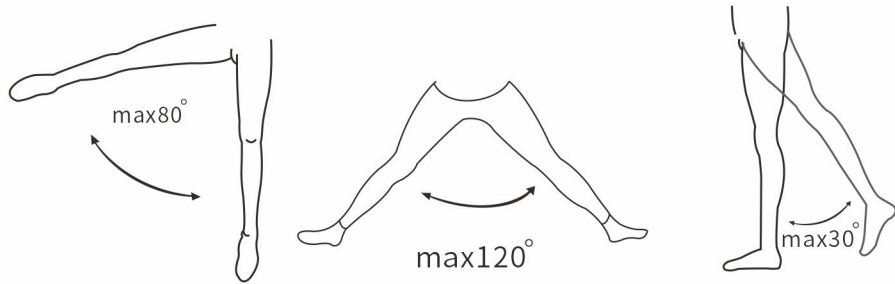
Finger bone can pose like human being's.



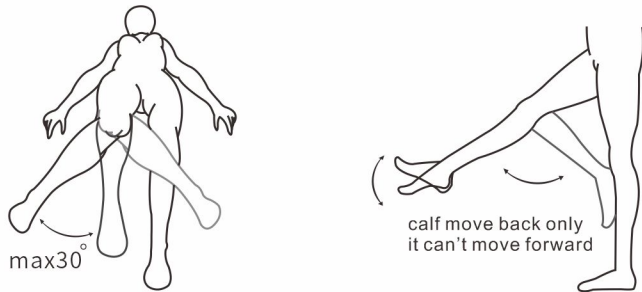
Fingers fork angle less than 30degree



F: Legs and Hips



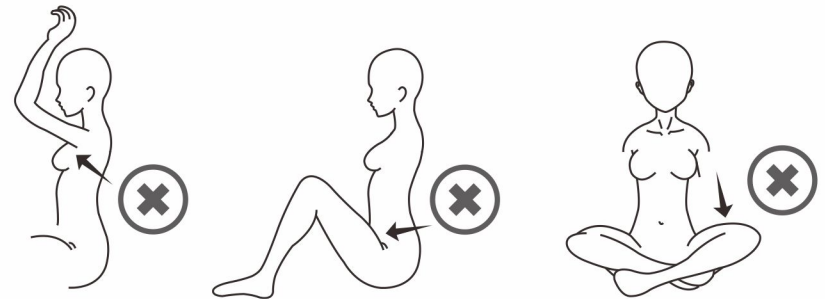


Thighs open to left or right side should be less of 80degree,
Two thighs open at same time, should be less 120degree.



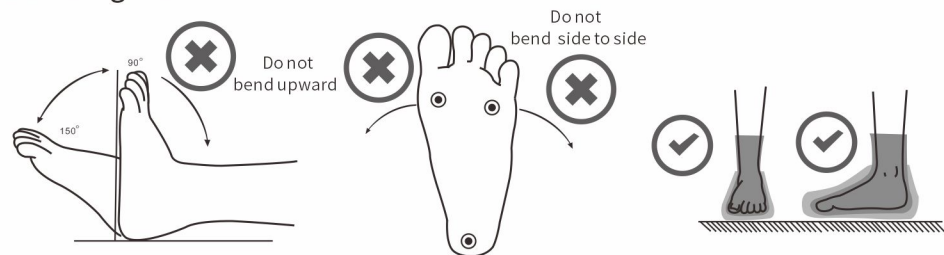
Knee twisted angel less of 30degree in clockwise or counter clockwise rotation.
Thigh moves forward less of 90degree, moves backward less of 30degree
Calf moves backward only, and less of 125degree.

Attention:

Those two posture to doll are strongly prohibited, it 100% damage the doll hip joints.

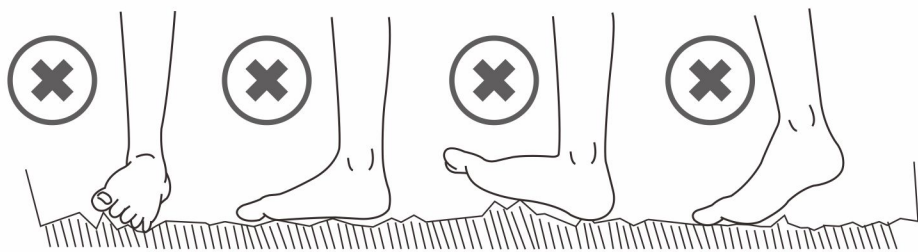


Standing feet

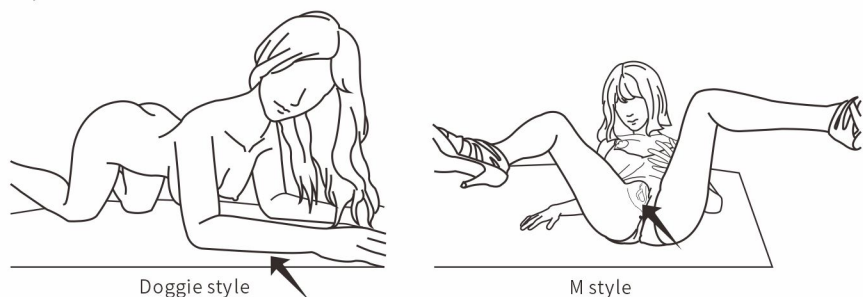


Attention

If your doll have no standing feet function, then prohibit to stand on its feet. Make sure the feet is flat standing.



G: Special posture



1: Doggie style should take care to use the forearm to hold the body weight, rather than the hands.

2: Two legs can open as "M" Style. But the leg can't open at 180 degrees, it will tear between two legs. In part II, Legs section, we have noted it.

Part III: Q&A

What should to do when firstly receive the doll?

- 1: Hug the doll body's two legs and back, move doll body out from the carton.
- 2: Check doll everywhere is fine, and clean it with clean water.

Please 100% make sure don't use any acidic shampoo, shower gel or body cream in case of the super realistic skin dissolution.

3: Keep the doll lay down flat, dry the doll body in cool place without sunshine.

4: Powder doll body with baby powder throughout. It can help doll oil seeping, finally skin cracks.

5: Keep the doll body in flat when you storage her in carton or flight case. Recommend to wash her body each per 15~20days.

How to wash the doll?

1: Remove the head from the body, pose the doll in sitting for doll body easy moving.



2: Sit the body on the stool, use the shower nozzle wash the doll body as above picture shown.

3: Please note only use neutral shower gel to wash it, if you don't make sure if your shower gel is neutral or acid, you can test it in hands, and check it. The important is that don't use any acidic shower gel because it will ruin the body realistic skin.

4: Clean the body again with clean water, water temperature is 15°C~35°C.

5: Dry the doll body with dry towel. And Powder the doll body.

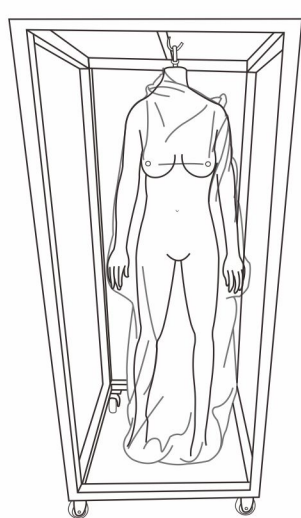
6: Please don't flush the water into the doll holes for clean in case of rust, for example, vagina and neck connection. Please use the vagina cleaner to wash the vagina or ass hole.

How to maintain the doll?

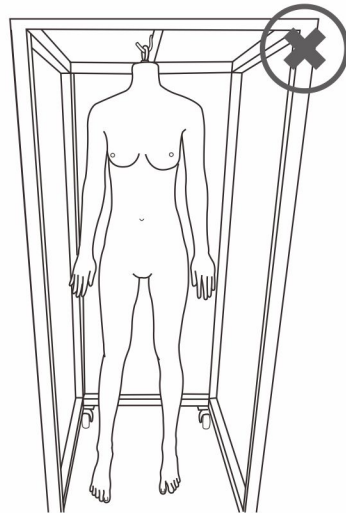
1: Keep the doll in cool and dry, but avoid anywhere wet and hot, or sunshine.
2: If the doll has the dusty or dirty spots, just use wet towel to erase them. And power them quickly.

3: Prohibit to wear any black or dark color clothes which touch directly the doll skin. All black clothes can't stay overnight or all day with doll. The stain-removed cream can only erase a little light stain, but can't remove the big one.

4: For long time storage (above 7 days), it must lay the doll in flat in a cool place and no wind blows it. Legs and hands must return to their natural posture same as it in the carton. Any bent or fold of neck, arms and legs will crack their skin. Please cover the body with film bag and blanket we sent with dolls, as shown below.



For short term storage (less of 7 days), film bag should cover the whole body in case of any crack.

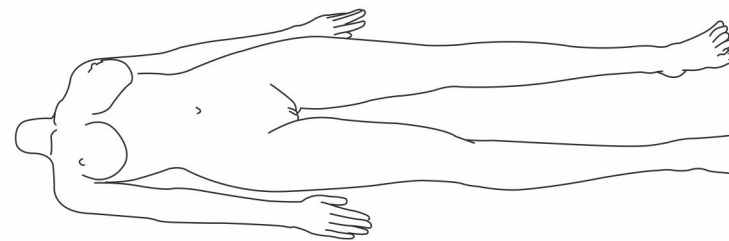


Prohibit to hang the doll without any bag or exceeding 7 days.



For long term storage (above 7 days), please wear the film bag, and lay the body down flat

5: Any posture above 7 days, please return the doll back to its original posture, which is laying down in flat and naturally.



Natural posture for rest

6: Don't use any alcohol or 84 Disinfectant to sterilize. It will corrode the doll.

7: Keep her away from the fire, also don't burn it in case of any fire risk.

8: Wash it in time, and powder it in time. (15~20 days once time)

Prohibition

1: Prohibit the legs bent, sitting, standing, or any posture different from the factory default posture in long time more than 7 days.

2: Non standing feet doll can't stand on her feet.

3: Prohibit the doll's two arms up over the shoulders.

4: Please recover its original posture after using as soon as possible.

5: Don't wear any black underwear or any lingerie. Big scale stain can't been removed by cream.

6: Prohibit your finger nail, knife or anything sharp to touch the doll skin in case of scratch or cuts. once it happen, please contact us to fix it. Don't wait so that the cut bigger and bigger.

7: Prohibit two legs in 180 degree.

8: Prohibit to use heating function when the power is on still.

9: Prohibit to wash the doll with any acid gel. Test it before you do it.

After sales services

- 1: Once you receive your doll, please check it as we mentioned above, and report to us if any problem. All problem reported within 3days, Starpery will undertake the 100% responsibility to repair or replace it until you are satisfied.
- 2: Due to the different personal using habits, once the doll is used in 3days but less one month, and have problem, we can't make sure the reason, then we still take the half responsibility for it. And the user will take the rest.
- 3: In 3 months, if any problem reported, we can think it is the user who makes it due to the incorrect using manner. And Starpery only takes a few of responsibility to it depend on the analysis reason from those pictures or videos user provided to us.
- 4: All problem should be reported with photos, video of our doll, and carton appearance. Tracking number is better with them.
- 5: Any damage or problem happened because of crude or incorrect operation, we don't take the responsibility. So please read our product instruction carefully, and understand the doll structure to protect your doll from any problem.
- 6: Any problem should be reported to us or our reseller in first time, we can have a 100% satisfied solution to you. If any fake photos or news on any Internet medium, we might entrust our reseller or local lawyer to issue the lawsuit at your location.
Prohibit to discard the whole doll to the public or garbage can, please contact the local professional recycle company to protect the environment.
- 7: Prohibit to discard the whole doll to the public or garbage can, please contact the local professional recycle company to protect the enviroment.
- 8: Customer service: info@starpery.com, or you can contact our reseller for any question or problem.

Electronic function

Touch triggered voice

The 5 point touch-triggered voice includes two points of breasts, two points of inner thigh and One point in vagina. Users touch and squeeze the body, then trigger the doll to moan. The faster the touch rhythm is, the louder and rapider the moaning is.

Heating function

Due to the heating function is provided by our supplier, not designed or produced by ourself. So we don't recommend to use the heating function. Also if the heating function has problem, we can't provide the after-sales service to you. We will test it and show you it works well before shipping, but after shipping if it has problem, we don't think it is the doll quality problem.

In case of any accident, please beside of the doll when the power is on, and monitor it from time to time in heating. Usually in half hour, you can feel warm from the leg, about 1hour it is ready depends on the environment temperature.

Attention: Heating function should power off when you using the doll.

Please kindly sign your name and date when you read the instruction before using the doll. Please take care of the doll gently.

Signature: _____

Date: _____

We will renew the doll instructions once we have any significant change, but we don't inform you one by one. All pictures here are just used to explain the doll instructions, don't show the realistic product here. You can visit our SNS account to fetch more videos which can teach you more about dolls. And we will update any doll improvement from time to time.

Our official account below



Official ID: Starperydoll



Only official ID: starperydollofficial



Starpery Tech
Let robot serve and protect people!

Customer service
Email: info@starpery.com
Wechat/What'sapp/Tel: +86 158 1381 4354

All rights reserved.

Nov. 09th, 2021

(Only for Adult)

Shenzhen Starpery Technology Co., Ltd.
Office Add: Room 216, Maker Mansion, Chaguang Road No. 1018,
Nanshan Dist. Shenzhen City,
Guangdong, China 518012

Factory Add: 3/F, Building A, Lianyi Industrial Park
Dayawan new Dist. Huizhou City,
Guangdong, China 518055